Large Square Glass Clamp for Flat Surface Mounting, with Bottom Plate

Product # SSGC411XXZMB

Recommended Location Usage Interior

Finish Matte Black

Material Zamak

DESCRIPTION

55 mm high with security plate

This clamp is designed for mounting a glass panel onto a flat surface. A safety plate must always be used to prevent glass from slipping.

No need to drill through the glass. A protective gasket kit (sold separately) is required for installation.

ADVANTAGES AND BENEFITS

Stability and safety of the glass when the clamp is used with the safety plate. No glass drilling is required when using the security plate.

REQUIRED PRODUCTS

Requires ONE of the following products

Sales unit



Gaskets for Large Square Glass Clamps
Product # SSGR41001RBN

Safety Glass Thickness: 1/4 in*

OR



Gaskets for Large Square Glass Clamps
Product # SSGR41002RBN

Safety Glass Thickness: 5/16 in*

OR



Gaskets for Large Square Glass Clamps
Product # SSGR41003RBN

Safety Glass Thickness: 13/32 in*

OR



Gaskets for Large Square Glass Clamps
Product # SSGR41004RBN

Safety Glass Thickness: 15/32 in*

HI-TECH GLAZING SUPPLIES

TECHNICAL SPECIFICATIONS

Product #	SSGC411XXZMB
Type of Mounting	Wall Mount, Post Mount
Glass Drilling	Optional
Safety Glass Thickness	1/4 to 15/32 in*
Height	2 5/32 in*
Width	1 3/8 in*
Length	2 5/32 in*
Baluster Post Size	40 mm x 40 mm (1 9/16" x 1 9/16")
Adjustment	Fixed Position
Category	Clamps
Baluster Post Type	Square Tube

Disclaimer

Measures shown with an asterisk (*) have been converted as per your preference. These are not the official measures. To view the measures specified by the manufacturer, click here.

APPLICATION

Ideal for glass railings and ramp guardrails.

INCLUDED PRODUCT(S)

Large square clamp Safety plate Safety pin M8 x 20 cylindrical head screws Plastic screw cover

DISCLAIMER

If a saftey plate is not used during installation, there is a risk the glass will slip. Ensure the use of proper gaskets, according to the thickness of the glass panel. Safety glass is always recommended. Product image is provided for reference only. The product may differ from the illustration. Order hardware before undertaking manufacturing or assembly work. Always follow instructions on product packaging as the manufacturer reserves the right to modify any product or product information without prior notice. All technical drawings and documents illustrate examples of mounting strategies. In no case may the client make a claim based on use of the technical documents. The manufacturer declines any responsibility regarding the structural details of any installation or project involving the hardware. Alway ensure that installation is carried out by qualified professionals. Always ensure that the product is mounted onto an appropriate material.

PRODUCT PHOTOS