

Round Tubular Handle and Towel Bar Combo with Flat Washers

Color/Finish



Brushed Nickel




Chrome



Matte Black



Oil-Rubbed Bronze

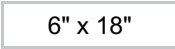


Satin Brass

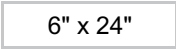


Chrome / Polished Stainless Steel

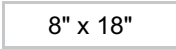
Towel Bar/Handle Combo



6" x 18"



6" x 24"

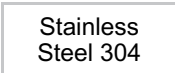


8" x 18"

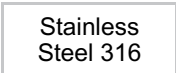


8" x 24"

Material



Stainless Steel 304



Stainless Steel 316

AVAILABLE PRODUCTS

Product #	Color/Finish	Towel Bar/Handle Combo	Material
SDCRD0750618195	Brushed Nickel	6" x 18"	Stainless Steel 304
SDCRD0750818195	Brushed Nickel	8" x 18"	Stainless Steel 304
SDCRD0750824195	Brushed Nickel	8" x 24"	Stainless Steel 304
SDCRD0750618140	Chrome	6" x 18"	Stainless Steel 304
SDCRD0750624140	Chrome	6" x 24"	Stainless Steel 304
SDCRD0750818140	Chrome	8" x 18"	Stainless Steel 304
SDCRD0750824140	Chrome	8" x 24"	Stainless Steel 304
SDCRD0750618900	Matte Black	6" x 18"	Stainless Steel 304
SDCRD0750818900	Matte Black	8" x 18"	Stainless Steel 304
SDCRD0750824900	Matte Black	8" x 24"	Stainless Steel 304
SDCRD0750618ORB	Oil-Rubbed Bronze	6" x 18"	Stainless Steel 304
SDCRD0750624ORB	Oil-Rubbed Bronze	6" x 24"	Stainless Steel 304
SDCRD0750824ORB	Oil-Rubbed Bronze	8" x 24"	Stainless Steel 304
SDCRD0750818160	Satin Brass	8" x 18"	Stainless Steel 304
SDCRD0750824160	Satin Brass	8" x 24"	Stainless Steel 304
87O2R104618171	Chrome / Polished Stainless Steel	6" x 18"	Stainless Steel 316
87O2R104818171	Chrome / Polished Stainless Steel	8" x 18"	Stainless Steel 316

TECHNICAL SPECIFICATIONS

Function	Towel Bar, Back-to-Back Pull Handle
Diameter	3/4 in*
Usage	Shower Door, Hinge Door
Glass Thickness	1/4 to 15/32 in*
Washers Diameter	1 1/4 in*
Projection	2 3/8 in*
Type	Round
Milling Diameter	15/32 in*
Door Type	Glass
Screw/Nail	Included, M6

Disclaimer

Measures shown with an asterisk (*) have been converted as per your preference. These are not the official measures. To view the measures specified by the manufacturer, [click here](#).

PRODUCT PHOTOS

