



M-Lock Glass Door Lock Set with Handles

Color/Finish

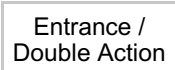


Matte Black

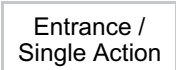


Stainless Steel

Function



Entrance /
Double Action

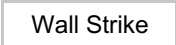


Entrance /
Single Action

Strike Plate Type



Glass Strike



Wall Strike

DESCRIPTION

Handles included

Glass mounted, magnetic entrance lock set with key, thumbturn, and handles. At only 31 mm thick, this sleek, stylish, and quiet lock set incorporates a magnetic lock/latch at its core, making it a superior choice to traditional lock sets.

ADVANTAGES AND BENEFITS

- Smaller than traditional locks - Easy to install - Noiseless function - Durable and will not block over time - Tested to 500 000 cycles

AVAILABLE PRODUCTS

Product #	Color/Finish	Function	Strike Plate Type
721MLOCKGK900	Matte Black	Entrance / Double Action	Glass Strike
721MLOCKDK900	Matte Black	Entrance / Single Action	Wall Strike
721MLOCKGK170	Stainless Steel	Entrance / Double Action	Glass Strike
721MLOCKDK170	Stainless Steel	Entrance / Single Action	Wall Strike

TECHNICAL SPECIFICATIONS

Usage	Hinge Door
Door Thickness	5/16 to 1/2 in*
Door Type	Glass
Handing Position / Opening Side	Reversible for Left or Right
Height	2 3/4 in*
Length	4 23/32 in*
Material	Aluminum

Disclaimer

Measures shown with an asterisk (*) have been converted as per your preference. These are not the official measures. To view the measures specified by the manufacturer, [click here](#).

PRODUCT PHOTOS

